



1801 WILMORE DR.  
CHARLOTTE NC 28203

This report provides an in-depth comparison of **1801 WILMORE DR. CHARLOTTE NC 28203** and other properties in the area. Powered by RentRange®, this report gives you valuable insight for discerning investment property analysis.

### RENTRANGE ESTIMATE

\$ 3340

### CONFIDENCE SCORE

87 %

### EST PROPERTY VACANCY RATE

3.87 %

#### SUBJECT PROPERTY DETAILS



**TYPE**  
Single Family



**YEAR BUILT**  
1933



**SQ/FT**  
1664



**SQ/FT LOT**  
8276



**BEDS**  
3



**BATHS**  
2.0



**RADIUS SEARCHED**  
1.2 mi.



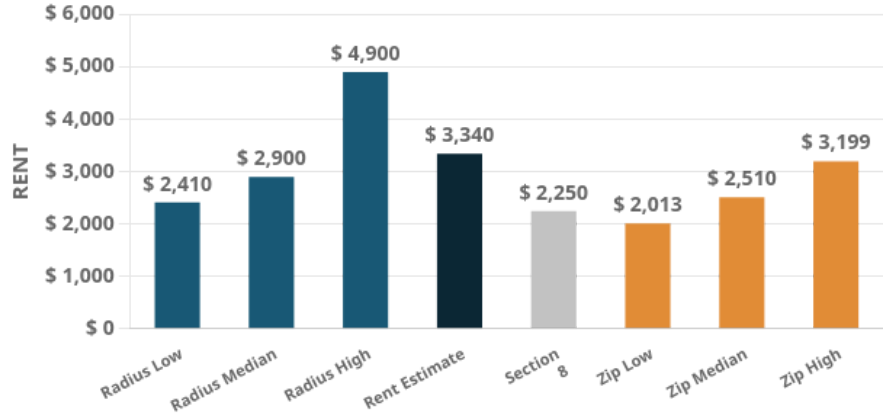
**# OF COMPS**  
32



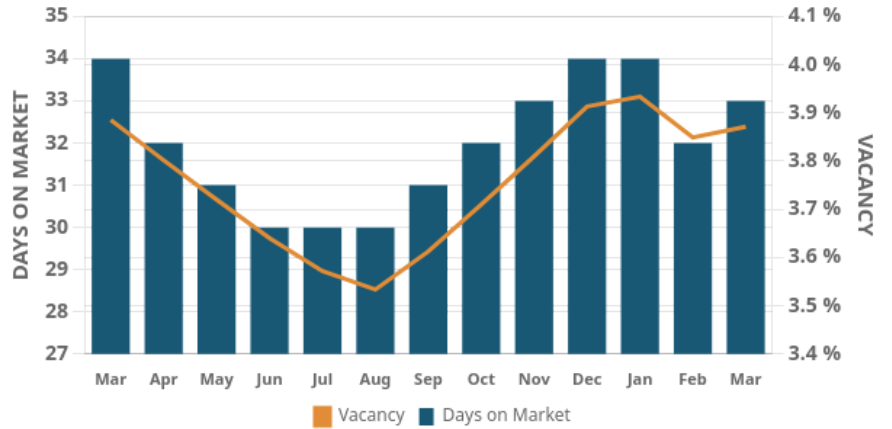
**GLA SQ/FT VS COMPS**  
SMALLER THAN 38 %

Report Date: 04/15/2025 Versions: R34.A3

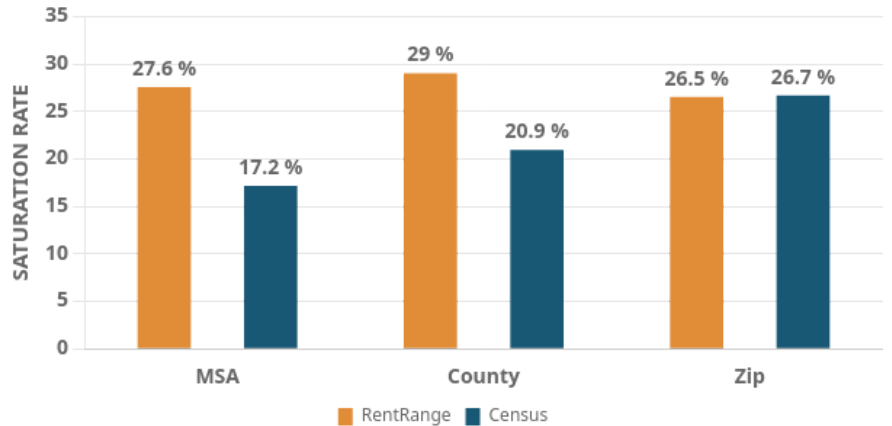
### RENTAL BENCHMARKS



### DAYS ON MARKET VS VACANCY IN COUNTY



### RENTAL SATURATION BENCHMARKS



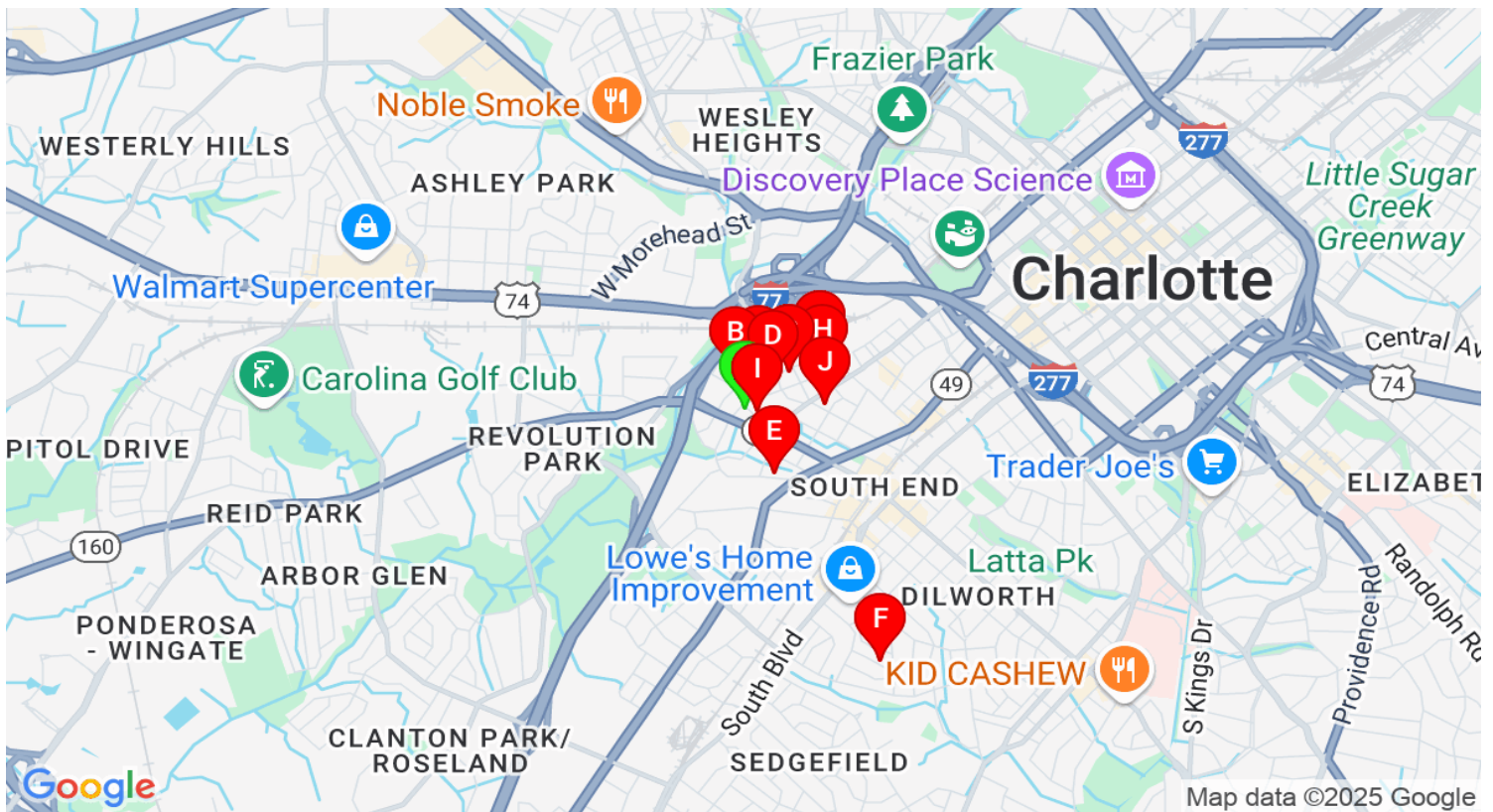
RentRange® estimates are based upon the subject property being in average condition and with average amenities. Property condition, amenities/upgrades/incentives & furnishings offered, preparation/cleaning time between tenants, marketing channels used to find tenants, and time of year for lease all play significant factors in the vacancy term. RentRange provides rental data (including rental estimates) to you for your information purposes only. Such rental data is based on limited data sets that may change at any time in our sole discretion. We do not have any obligation to keep the rental data up to date, nor do we make any representation or warranty of any kind, express or implied, as to the completeness, accuracy, reliability, suitability or availability of such rental data or the underlying data sets. The rental data is not intended to constitute, and in fact does not constitute, financial, investment, tax or legal advice. Any reliance on or other use of such rental data by you is at your sole risk. Copyright 2009-2026 RentRange LLC, unauthorized use, duplication, redistribution or disclosure is prohibited by law.



### COMPARABLE FOR-RENT PROPERTIES

1801 WILMORE DR.  
CHARLOTTE NC 28203

	SQ/FT	Bed	Bath	Year Built	Dist	Type	Rent
A: 1519 MERRIMAN AVE CHARLOTTE NC 28203	1,100	3	2	1940	0.37 mi.	Single Family	\$ 2,895
B: 1753 DUNKIRK DR CHARLOTTE NC 28203	1,350	3	2	1948	0.15 mi.	Single Family	\$ 2,599
C: 1728 MERRIMAN AVE CHARLOTTE NC 28203	1,420	3	3	1949	0.16 mi.	Single Family	\$ 3,000
D: 1705 MERRIMAN AVE CHARLOTTE NC 28203	1,335	2	1	1933	0.18 mi.	Single Family	\$ 3,199
E: 1934 WOODCREST AVE CHARLOTTE NC 28203	2,347	3	2	1940	0.3 mi.	Single Family	\$ 2,900
F: 641 DOROTHY DR CHARLOTTE NC 28203	955	3	1	1948	1.19 mi.	Single Family	\$ 2,500
G: 1605 MERRIMAN AVE CHARLOTTE NC 28203	1,600	3	3	1936	0.24 mi.	Single Family	\$ 3,695
H: 1530 WILMORE DR CHARLOTTE NC 28203	1,300	3	2	1991	0.35 mi.	Single Family	\$ 2,850
I: 550 W KINGSTON AVE CHARLOTTE NC 28203	1,003	2	1	1958	0.06 mi.	Single Family	\$ 2,400
J: 408 W PARK AVE CHARLOTTE NC 28203	1,207	2	1	1931	0.32 mi.	Single Family	\$ 2,400



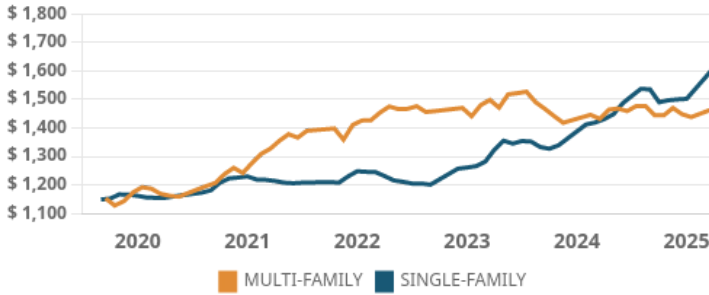
RentRange® estimates are based upon the subject property being in average condition and with average amenities. Property condition, amenities/upgrades/incentives & furnishings offered, preparation/cleaning time between tenants, marketing channels used to find tenants, and time of year for lease all play significant factors in the vacancy term. RentRange provides rental data (including rental estimates) to you for your information purposes only. Such rental data is based on limited data sets that may change at any time in our sole discretion. We do not have any obligation to keep the rental data up to date, nor do we make any representation or warranty of any kind, express or implied, as to the completeness, accuracy, reliability, suitability or availability of such rental data or the underlying data sets. The rental data is not intended to constitute, and in fact does not constitute, financial, investment, tax or legal advice. Any reliance on or other use of such rental data by you is at your sole risk. Copyright 2009-2026 RentRange LLC, unauthorized use, duplication, redistribution or disclosure is prohibited by law.



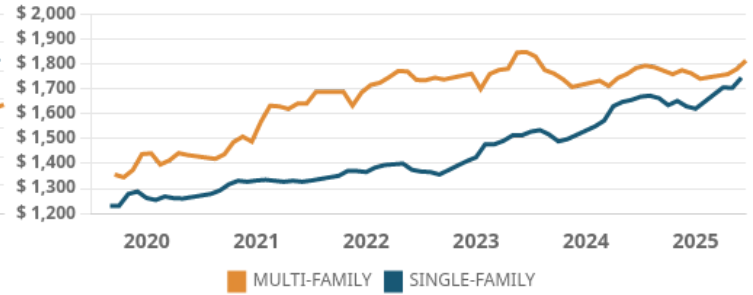
### COUNTY RENT TRENDS BY BEDROOM & TYPE

1801 WILMORE DR.  
CHARLOTTE NC 28203

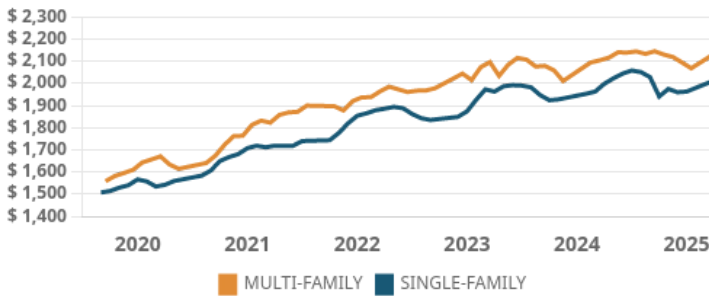
#### 1BD RENTAL TRENDS IN COUNTY



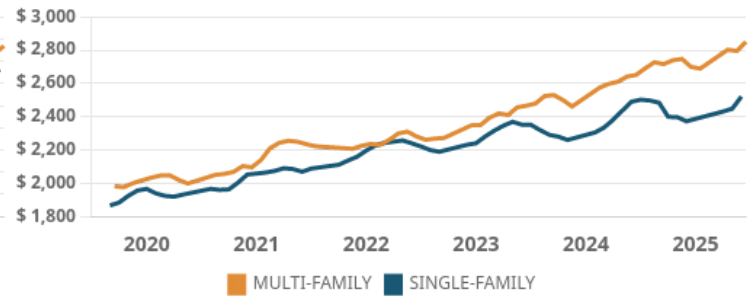
#### 2BD RENTAL TRENDS IN COUNTY



#### 3BD RENTAL TRENDS IN COUNTY



#### 4BD RENTAL TRENDS IN COUNTY



### MEDIAN HOUSING RENTAL RATES IN CHARLOTTE, NC

TYPE	MEDIAN RENT	SECTION 8	AVG SQFT	\$/SQFT
1BD SINGLE-FAMILY in CHARLOTTE	\$ 1,517	\$ 1647	819	\$ 1.04
1BD MULTI-FAMILY in CHARLOTTE	\$ 1,465	\$ 1647	938	\$ 1.39
2BD SINGLE-FAMILY in CHARLOTTE	\$ 1,587	\$ 1824	967	\$ 1.24
2BD MULTI-FAMILY in CHARLOTTE	\$ 1,759	\$ 1824	1,014	\$ 1.48
3BD SINGLE-FAMILY in CHARLOTTE	\$ 1,940	\$ 2250	1,536	\$ 1.11
3BD MULTI-FAMILY in CHARLOTTE	\$ 2,062	\$ 2250	1,180	\$ 1.38
4BD SINGLE-FAMILY in CHARLOTTE	\$ 2,332	\$ 2852	2,243	\$ 0.97
4BD MULTI-FAMILY in CHARLOTTE	\$ 2,700	\$ 2852	2,086	\$ 0.91

RentRange® estimates are based upon the subject property being in average condition and with average amenities. Property condition, amenities/upgrades/incentives & furnishings offered, preparation/cleaning time between tenants, marketing channels used to find tenants, and time of year for lease all play significant factors in the vacancy term. RentRange provides rental data (including rental estimates) to you for your information purposes only. Such rental data is based on limited data sets that may change at any time in our sole discretion. We do not have any obligation to keep the rental data up to date, nor do we make any representation or warranty of any kind, express or implied, as to the completeness, accuracy, reliability, suitability or availability of such rental data or the underlying data sets. The rental data is not intended to constitute, and in fact does not constitute, financial, investment, tax or legal advice. Any reliance on or other use of such rental data by you is at your sole risk. Copyright 2009-2026 RentRange LLC, unauthorized use, duplication, redistribution or disclosure is prohibited by law.



### AREA GROSS YIELD & RENTAL TRENDS

1801 WILMORE DR.  
CHARLOTTE NC 28203

#### GROSS YIELD PERCENTAGES OF 10 NEAREST ZIP CODES

ZIP CODES	GROSS YIELD %	MEDIAN RENT
28203	3.23 %	\$ 2,510
28202	5.67 %	\$ 2,223
28204	4.5 %	\$ 2,207
28207	3.65 %	\$ 2,224
28209	3.39 %	\$ 2,350
28208	6.32 %	\$ 1,597
28206	6.49 %	\$ 1,721
28205	4.4 %	\$ 1,933
28217	6.6 %	\$ 1,688
28211	2.64 %	\$ 2,049

#### RENTAL TREND SUMMARY

TYPE	1 MONTH CHANGE	3 MONTH CHANGE	12 MONTH CHANGE
Zip Code 28203	\$ -25 ↓	\$ 78 ↑	\$ 173 ↑
City of CHARLOTTE	\$ 4 ↑	\$ 16 ↑	\$ 38 ↑
County of MECKLENBURG	\$ 41 ↑	\$ 101 ↑	\$ 66 ↑
State of NC	\$ 12 ↑	\$ 25 ↑	\$ 44 ↑

#### Data Sources

Rental comparables are collected from a national network of strategic resources that include but are not limited to: rental data aggregators, residential property managers, real estate investment enterprises, real estate technology providers and MLSs. We do not deploy screen-scrapers or bots to acquire protected or copyrighted data from the web. Our information is acquired in accordance with the resources terms of use and/or through licensed data-usage agreements.

RentRange® estimates are based upon the subject property being in average condition and with average amenities. Property condition, amenities/upgrades/incentives & furnishings offered, preparation/cleaning time between tenants, marketing channels used to find tenants, and time of year for lease all play significant factors in the vacancy term. RentRange provides rental data (including rental estimates) to you for your information purposes only. Such rental data is based on limited data sets that may change at any time in our sole discretion. We do not have any obligation to keep the rental data up to date, nor do we make any representation or warranty of any kind, express or implied, as to the completeness, accuracy, reliability, suitability or availability of such rental data or the underlying data sets. The rental data is not intended to constitute, and in fact does not constitute, financial, investment, tax or legal advice. Any reliance on or other use of such rental data by you is at your sole risk. Copyright 2009-2026 RentRange LLC, unauthorized use, duplication, redistribution or disclosure is prohibited by law.



1801 WILMORE DR.  
CHARLOTTE NC 28203

### DATA DICTIONARY

#### CENSUS COUNTRY SATURATION

Estimated percentage of renter-occupied units versus owner-occupied units as reported by U.S. Census / American Community Survey within the geography searched. Census estimates rental saturation for 1-4 unit properties and rental saturation for 5+ unit properties. The most recent Census data is from at least 21 months ago.

#### CONFIDENCE SCORE

The confidence score of a valuation is derived from FSD (Forecast Standard Deviation) and indicates the level of accuracy in the AVM estimate. For example, suppose the rent AVM estimate is \$1,000 and the corresponding confidence score is 95. In that case, there is a 68 percent probability that the actual market rent will fall between +/-5 percent around the rent AVM estimate, i.e. between \$950 and \$1,050. The higher the confidence score, the smaller the prediction error and the more confidence we have in the rent AVM estimate.

#### CUSTOM COUNTY SATURATION

Estimated percentage of renter-occupied units versus owner-occupied units as reported by RentRange within the geography searched. RentRange estimates rental saturation for single-family detached properties only.

#### CUSTOM COUNTY VACANCY

Estimated vacancy rate as reported by RentRange uses both public and proprietary information within the geography searched. Custom vacancy is for either single-family detached or multi-family depending on the report type.

#### DAYS ON MARKET

Days on market measures the average number of days the property has been listed for rent in that geography.

#### DAYS ON MARKET VS. VACANCY CHART IN COUNTY

Left Y axis shows days on market represented by bars, the right Y axis and curve line represent vacancy rate in the given county.

#### ESTIMATED PROPERTY VACANCY

RentRange's Estimated Property Vacancy is built from our proprietary aggregated analysis of geographic and property specific trends in each subject property's local area.

#### GROSS LIVING AREA (GLA)

Gross Living Area (GLA) is the total area of finished, above-grade residential space. It is calculated by measuring the outside perimeter of the structure and includes only finished, habitable, above-grade living space. Finished basements and unfinished attic areas are not included in total gross living area.

#### GROSS YIELD

Gross yield is calculated by dividing the total annual projected gross income by the total property price.  $Gross\ yield = \frac{gross\ income}{total\ property\ price}$

#### HIGH/LOW RADIUS RENT

Rent amount for the top and bottom tenth percentiles in the radius searched for either the single-family detached or multi-family properties.

#### MEDIAN RADIUS RENT

Median rent amount for all matching comparable rentals within the radius searched.

RentRange® estimates are based upon the subject property being in average condition and with average amenities. Property condition, amenities/upgrades/incentives & furnishings offered, preparation/cleaning time between tenants, marketing channels used to find tenants, and time of year for lease all play significant factors in the vacancy term. RentRange provides rental data (including rental estimates) to you for your information purposes only. Such rental data is based on limited data sets that may change at any time in our sole discretion. We do not have any obligation to keep the rental data up to date, nor do we make any representation or warranty of any kind, express or implied, as to the completeness, accuracy, reliability, suitability or availability of such rental data or the underlying data sets. The rental data is not intended to constitute, and in fact does not constitute, financial, investment, tax or legal advice. Any reliance on or other use of such rental data by you is at your sole risk. Copyright 2009-2026 RentRange LLC, unauthorized use, duplication, redistribution or disclosure is prohibited by law.



**DATA DICTIONARY**

1801 WILMORE DR.  
CHARLOTTE NC 28203

**METROPOLITAN STATISTICAL AREA  
(MSA)**

Metropolitan statistical areas are geographic entities delineated by the Office of Management and Budget (OMB) for use by Federal statistical agencies in collecting, tabulating, and publishing Federal statistics. A metro area contains a core urban area of 50,000 or more population. Each metro area consists of one or more counties and includes the counties containing the core urban area, as well as any adjacent counties that have a high degree of social and economic integration (as measured by commuting to work) with the urban core. Source: <http://www.census.gov/population/metro>.

**MULTI-FAMILY**

Includes apartments, condominiums, townhomes, duplexes, triplexes, and quadruplexes.

**PRICE & RENT TREND IN COUNTY**

The left Y axis represents average asking home price in the county, the right Y axis represents asking rent amount, and the X axis details the year for the subject property type and number of bedrooms.

**PROPERTY TYPE**

If not specified, rental rates for single-family detached homes will be returned.

**RADIUS SEARCHED**

The distance in 0.5 mile increments of the search radius to return a statistically significant number of comparable rental properties.

**RENRANGE RENTAL ESTIMATE**

RentRange® Rental Estimate for the subject property using our proprietary algorithm. The Rental Estimate assumes that the property is in average condition compared to the condition of the properties in the radius searched.

**SECTION 8**

County-level Section 8 rental amount for the number of bedrooms, provided by Housing & Urban Development (HUD).

**SINGLE-FAMILY**

Stand alone single-family home.

RentRange® estimates are based upon the subject property being in average condition and with average amenities. Property condition, amenities/upgrades/incentives & furnishings offered, preparation/cleaning time between tenants, marketing channels used to find tenants, and time of year for lease all play significant factors in the vacancy term. RentRange provides rental data (including rental estimates) to you for your information purposes only. Such rental data is based on limited data sets that may change at any time in our sole discretion. We do not have any obligation to keep the rental data up to date, nor do we make any representation or warranty of any kind, express or implied, as to the completeness, accuracy, reliability, suitability or availability of such rental data or the underlying data sets. The rental data is not intended to constitute, and in fact does not constitute, financial, investment, tax or legal advice. Any reliance on or other use of such rental data by you is at your sole risk. Copyright 2009-2026 RentRange LLC, unauthorized use, duplication, redistribution or disclosure is prohibited by law.