



343 Rex Pl Apt A.
Madeira Beach FL 33708

This report provides an in-depth comparison of **343 Rex Pl Apt A. Madeira Beach FL 33708** and other properties in the area. Powered by RentRange®, this report gives you valuable insight for discerning investment property analysis.

RENTRANGE ESTIMATE

\$ 2550

CONFIDENCE SCORE

92 %

EST PROPERTY VACANCY RATE

8.65 %

SUBJECT PROPERTY DETAILS



TYPE
Condominium



YEAR BUILT
1973



SQ/FT
1040



SQ/FT LOT
0



BEDS
2



BATHS
2.0



RADIUS SEARCHED
1.0 mi.



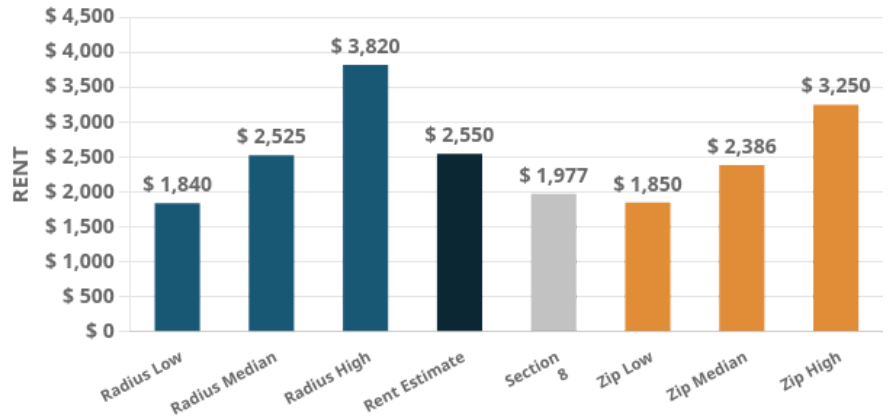
OF COMPS
10



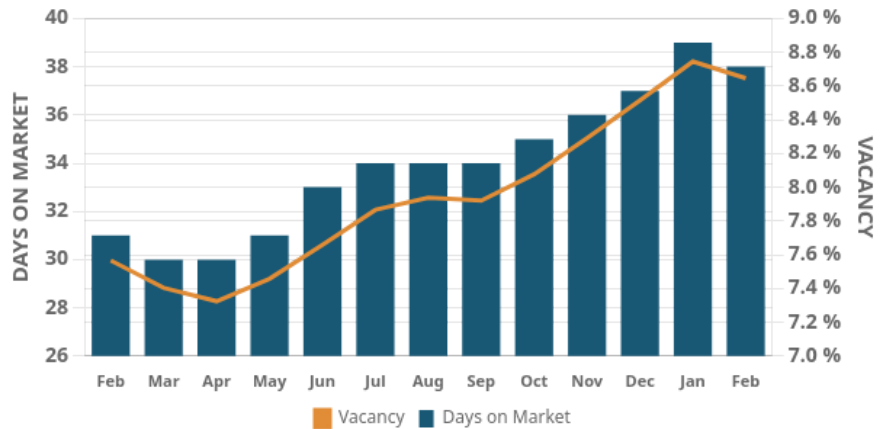
GLA SQ/FT VS COMPS
SMALLER THAN 80 %

Report Date: 03/30/2026 Versions: R34.A3

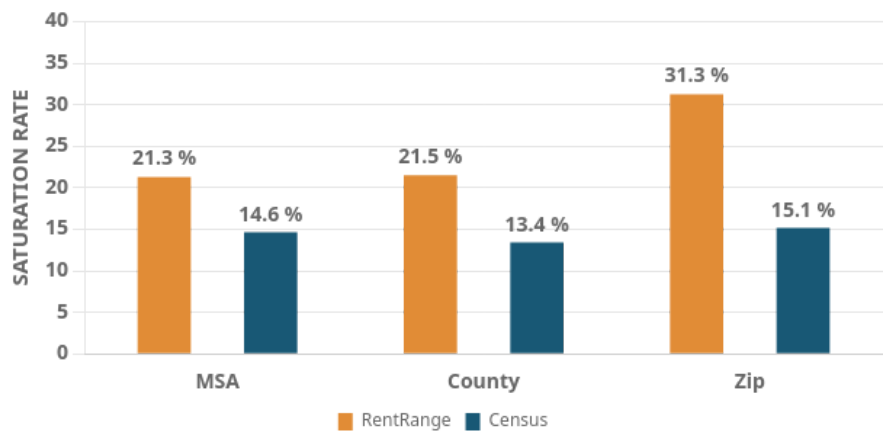
RENTAL BENCHMARKS



DAYS ON MARKET VS VACANCY IN COUNTY



RENTAL SATURATION BENCHMARKS



RentRange® estimates are based upon the subject property being in average condition and with average amenities. Property condition, amenities/upgrades/incentives & furnishings offered, preparation/cleaning time between tenants, marketing channels used to find tenants, and time of year for lease all play significant factors in the vacancy term. RentRange provides rental data (including rental estimates) to you for your information purposes only. Such rental data is based on limited data sets that may change at any time in our sole discretion. We do not have any obligation to keep the rental data up to date, nor do we make any representation or warranty of any kind, express or implied, as to the completeness, accuracy, reliability, suitability or availability of such rental data or the underlying data sets. The rental data is not intended to constitute, and in fact does not constitute, financial, investment, tax or legal advice. Any reliance on or other use of such rental data by you is at your sole risk. Copyright 2009-2026 RentRange LLC, unauthorized use, duplication, redistribution or disclosure is prohibited by law.



COMPARABLE FOR-RENT PROPERTIES

343 Rex Pl Apt A.
Madeira Beach FL 33708

| | SQ/FT | Bed | Bath | Year Built | Dist | Type | Rent |
|---|-------|-----|------|------------|----------|-----------|----------|
| A: 315 Medallion Blvd, Apt E, Madeira Beach, FL 33708 Apt E Madeira Beach FL 33708 | 1,040 | 2 | 2 | 1973 | 0.06 mi. | Condo | \$ 4,000 |
| B: 4775 Cove Cir, Apt 1002, Saint Petersburg, FL 33708 Apt 1002 Saint Petersburg FL 33708 | 1,050 | 2 | 2 | 1971 | 0.49 mi. | Condo | \$ 1,850 |
| C: 4775 Cove Cir, Apt 1202, Madeira Beach, FL 33708 Apt 1202 Madeira Beach FL 33708 | 1,050 | 2 | 2 | 1971 | 0.49 mi. | Condo | \$ 3,500 |
| D: 4750 Cove Cir, Apt 302, Saint Petersburg, FL 33708 Apt 302 Saint Petersburg FL 33708 | 1,040 | 2 | 2 | | 0.54 mi. | Condo | \$ 2,500 |
| E: 15462 Gulf Blvd, Apt 501, Madeira Beach, FL 33708 Apt 501 Madeira Beach FL 33708 | 1,100 | 2 | 2 | 1978 | 0.48 mi. | Condo | \$ 3,800 |
| F: 4775 Cove Cir, Apt 1002, Madeira Beach, FL 33708 Apt 1002 Madeira Beach FL 33708 | 1,050 | 2 | 2 | 1971 | 0.49 mi. | Condo | \$ 2,550 |
| G: 4775 Cove Cir, Apt 1102, Saint Petersburg, FL 33708 Apt 1102 Saint Petersburg FL 33708 | 1,050 | 2 | 2 | 1971 | 0.49 mi. | Condo | \$ 1,750 |
| H: 303 Rex Pl, Apt F, Madeira Beach, FL 33708 Apt F Madeira Beach FL 33708 | 1,040 | 2 | 1.5 | 1973 | 0.06 mi. | Townhouse | \$ 2,900 |
| I: 4775 Cove Cir, Apt 508, Saint Petersburg, FL 33708 Apt 508 Saint Petersburg FL 33708 | 1,050 | 2 | 2 | | 0.49 mi. | Condo | \$ 2,000 |
| J: 4455 Duhme Rd, Apt 110, Saint Petersburg, FL 33708 Apt 110 Saint Petersburg FL 33708 | 1,060 | 2 | 2 | | 0.62 mi. | Condo | \$ 1,950 |

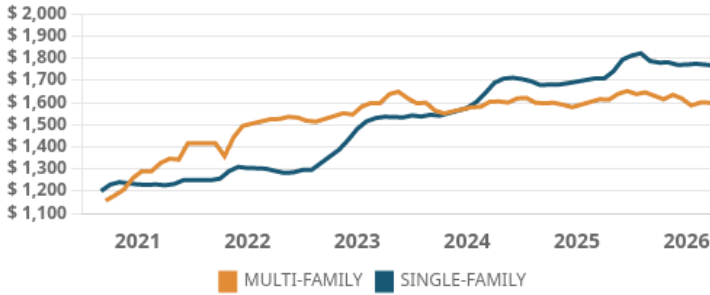
RentRange® estimates are based upon the subject property being in average condition and with average amenities. Property condition, amenities/upgrades/incentives & furnishings offered, preparation/cleaning time between tenants, marketing channels used to find tenants, and time of year for lease all play significant factors in the vacancy term. RentRange provides rental data (including rental estimates) to you for your information purposes only. Such rental data is based on limited data sets that may change at any time in our sole discretion. We do not have any obligation to keep the rental data up to date, nor do we make any representation or warranty of any kind, express or implied, as to the completeness, accuracy, reliability, suitability or availability of such rental data or the underlying data sets. The rental data is not intended to constitute, and in fact does not constitute, financial, investment, tax or legal advice. Any reliance on or other use of such rental data by you is at your sole risk. Copyright 2009-2026 RentRange LLC, unauthorized use, duplication, redistribution or disclosure is prohibited by law.



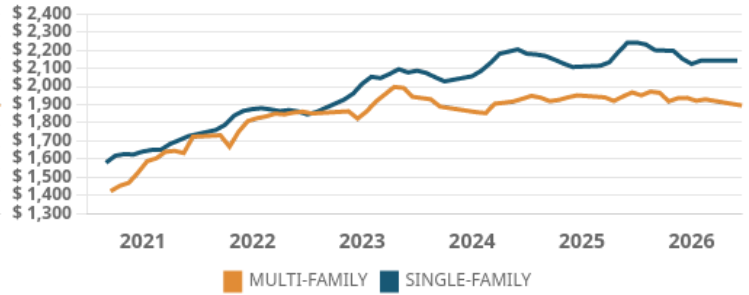
COUNTY RENT TRENDS BY BEDROOM & TYPE

343 Rex Pl Apt A.
Madeira Beach FL 33708

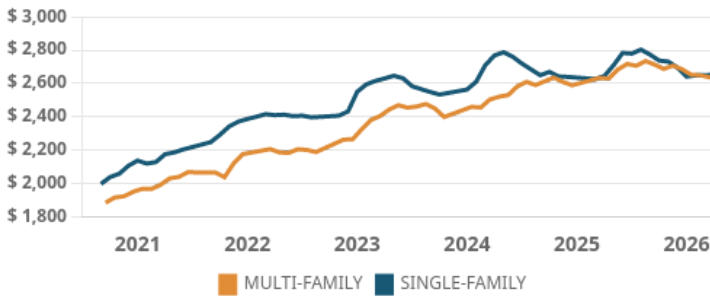
1BD RENTAL TRENDS IN COUNTY



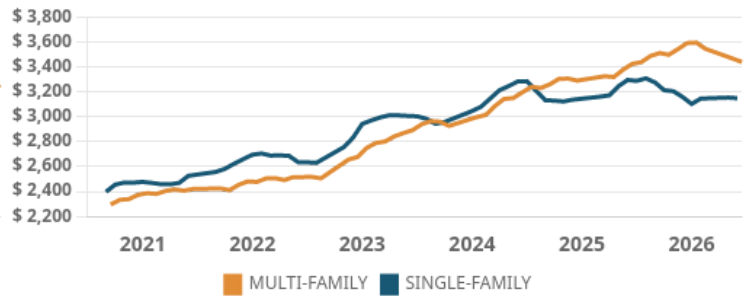
2BD RENTAL TRENDS IN COUNTY



3BD RENTAL TRENDS IN COUNTY



4BD RENTAL TRENDS IN COUNTY



MEDIAN HOUSING RENTAL RATES IN Madeira Beach, FL

| TYPE | MEDIAN RENT | SECTION 8 | AVG SQFT | \$/SQFT |
|---------------------------------------|-------------|-----------|----------|---------|
| 1BD SINGLE-FAMILY in SAINT PETERSBURG | \$ 1,662 | \$ 1696 | 723 | \$ 1.23 |
| 1BD MULTI-FAMILY in SAINT PETERSBURG | \$ 1,530 | \$ 1696 | 760 | \$ 1.49 |
| 2BD SINGLE-FAMILY in SAINT PETERSBURG | \$ 2,026 | \$ 1977 | 1,023 | \$ 1.41 |
| 2BD MULTI-FAMILY in SAINT PETERSBURG | \$ 1,882 | \$ 1977 | 965 | \$ 1.49 |
| 3BD SINGLE-FAMILY in SAINT PETERSBURG | \$ 2,564 | \$ 2527 | 1,408 | \$ 1.38 |
| 3BD MULTI-FAMILY in SAINT PETERSBURG | \$ 2,603 | \$ 2527 | 1,177 | \$ 1.35 |
| 4BD SINGLE-FAMILY in SAINT PETERSBURG | \$ 2,959 | \$ 3077 | 1,921 | \$ 1.23 |
| 4BD MULTI-FAMILY in SAINT PETERSBURG | \$ 3,494 | \$ 3077 | 2,030 | \$ 0.98 |

RentRange® estimates are based upon the subject property being in average condition and with average amenities. Property condition, amenities/upgrades/incentives & furnishings offered, preparation/cleaning time between tenants, marketing channels used to find tenants, and time of year for lease all play significant factors in the vacancy term. RentRange provides rental data (including rental estimates) to you for your information purposes only. Such rental data is based on limited data sets that may change at any time in our sole discretion. We do not have any obligation to keep the rental data up to date, nor do we make any representation or warranty of any kind, express or implied, as to the completeness, accuracy, reliability, suitability or availability of such rental data or the underlying data sets. The rental data is not intended to constitute, and in fact does not constitute, financial, investment, tax or legal advice. Any reliance on or other use of such rental data by you is at your sole risk. Copyright 2009-2026 RentRange LLC, unauthorized use, duplication, redistribution or disclosure is prohibited by law.



AREA GROSS YIELD & RENTAL TRENDS

343 Rex Pl Apt A.
Madeira Beach FL 33708

GROSS YIELD PERCENTAGES OF 10 NEAREST ZIP CODES

| ZIP CODES | GROSS YIELD % | MEDIAN RENT |
|-----------|---------------|-------------|
| 33708 | 5.91 % | \$ 3,009 |
| 33772 | 8.23 % | \$ 2,687 |
| 33776 | 7.46 % | \$ 3,092 |
| 33777 | 6.2 % | \$ 2,471 |
| 33709 | 8.64 % | \$ 2,262 |
| 33710 | 8.18 % | \$ 2,454 |
| 33785 | 4.12 % | \$ 3,000 |
| 33778 | 8.41 % | \$ 2,470 |
| 33774 | 6.56 % | \$ 2,609 |

RENTAL TREND SUMMARY

| TYPE | 1 MONTH CHANGE | 3 MONTH CHANGE | 12 MONTH CHANGE |
|--------------------------|----------------|----------------|-----------------|
| Zip Code 33708 | \$ 5 | \$ 18 | \$ 113 |
| City of SAINT PETERSBURG | \$ -15 | \$ -10 | \$ 59 |
| County of PINELLAS | NA | \$ 18 | \$ 9 |
| State of FL | \$ -25 | \$ -74 | \$ 6 |

Data Sources

Rental comparables are collected from a national network of strategic resources that include but are not limited to: rental data aggregators, residential property managers, real estate investment enterprises, real estate technology providers and MLSs. We do not deploy screen-scrapers or bots to acquire protected or copyrighted data from the web. Our information is acquired in accordance with the resources terms of use and/or through licensed data-usage agreements.

RentRange® estimates are based upon the subject property being in average condition and with average amenities. Property condition, amenities/upgrades/incentives & furnishings offered, preparation/cleaning time between tenants, marketing channels used to find tenants, and time of year for lease all play significant factors in the vacancy term. RentRange provides rental data (including rental estimates) to you for your information purposes only. Such rental data is based on limited data sets that may change at any time in our sole discretion. We do not have any obligation to keep the rental data up to date, nor do we make any representation or warranty of any kind, express or implied, as to the completeness, accuracy, reliability, suitability or availability of such rental data or the underlying data sets. The rental data is not intended to constitute, and in fact does not constitute, financial, investment, tax or legal advice. Any reliance on or other use of such rental data by you is at your sole risk. Copyright 2009-2026 RentRange LLC, unauthorized use, duplication, redistribution or disclosure is prohibited by law.



343 Rex Pl Apt A.
Madeira Beach FL 33708

DATA DICTIONARY

CENSUS COUNTRY SATURATION

Estimated percentage of renter-occupied units versus owner-occupied units as reported by U.S. Census / American Community Survey within the geography searched. Census estimates rental saturation for 1-4 unit properties and rental saturation for 5+ unit properties. The most recent Census data is from at least 21 months ago.

CONFIDENCE SCORE

The confidence score of a valuation is derived from FSD (Forecast Standard Deviation) and indicates the level of accuracy in the AVM estimate. For example, suppose the rent AVM estimate is \$1,000 and the corresponding confidence score is 95. In that case, there is a 68 percent probability that the actual market rent will fall between +/-5 percent around the rent AVM estimate, i.e. between \$950 and \$1,050. The higher the confidence score, the smaller the prediction error and the more confidence we have in the rent AVM estimate.

CUSTOM COUNTY SATURATION

Estimated percentage of renter-occupied units versus owner-occupied units as reported by RentRange within the geography searched. RentRange estimates rental saturation for single-family detached properties only.

CUSTOM COUNTY VACANCY

Estimated vacancy rate as reported by RentRange uses both public and proprietary information within the geography searched. Custom vacancy is for either single-family detached or multi-family depending on the report type.

DAYS ON MARKET

Days on market measures the average number of days the property has been listed for rent in that geography.

DAYS ON MARKET VS. VACANCY CHART IN COUNTY

Left Y axis shows days on market represented by bars, the right Y axis and curve line represent vacancy rate in the given county.

ESTIMATED PROPERTY VACANCY

RentRange's Estimated Property Vacancy is built from our proprietary aggregated analysis of geographic and property specific trends in each subject property's local area.

GROSS LIVING AREA (GLA)

Gross Living Area (GLA) is the total area of finished, above-grade residential space. It is calculated by measuring the outside perimeter of the structure and includes only finished, habitable, above-grade living space. Finished basements and unfinished attic areas are not included in total gross living area.

GROSS YIELD

Gross yield is calculated by dividing the total annual projected gross income by the total property price. $\text{Gross yield} = \text{gross income} / \text{total property price}$

HIGH/LOW RADIUS RENT

Rent amount for the top and bottom tenth percentiles in the radius searched for either the single-family detached or multi-family properties.

MEDIAN RADIUS RENT

Median rent amount for all matching comparable rentals within the radius searched.



DATA DICTIONARY

343 Rex Pl Apt A.
Madeira Beach FL 33708

METROPOLITAN STATISTICAL AREA (MSA)

Metropolitan statistical areas are geographic entities delineated by the Office of Management and Budget (OMB) for use by Federal statistical agencies in collecting, tabulating, and publishing Federal statistics. A metro area contains a core urban area of 50,000 or more population. Each metro area consists of one or more counties and includes the counties containing the core urban area, as well as any adjacent counties that have a high degree of social and economic integration (as measured by commuting to work) with the urban core. Source: <http://www.census.gov/population/metro>.

MULTI-FAMILY

Includes apartments, condominiums, townhomes, duplexes, triplexes, and quadruplexes.

PRICE & RENT TREND IN COUNTY

The left Y axis represents average asking home price in the county, the right Y axis represents asking rent amount, and the X axis details the year for the subject property type and number of bedrooms.

PROPERTY TYPE

If not specified, rental rates for single-family detached homes will be returned.

RADIUS SEARCHED

The distance in 0.5 mile increments of the search radius to return a statistically significant number of comparable rental properties.

RENRANGE RENTAL ESTIMATE

RentRange® Rental Estimate for the subject property using our proprietary algorithm. The Rental Estimate assumes that the property is in average condition compared to the condition of the properties in the radius searched.

SECTION 8

County-level Section 8 rental amount for the number of bedrooms, provided by Housing & Urban Development (HUD).

SINGLE-FAMILY

Stand alone single-family home.